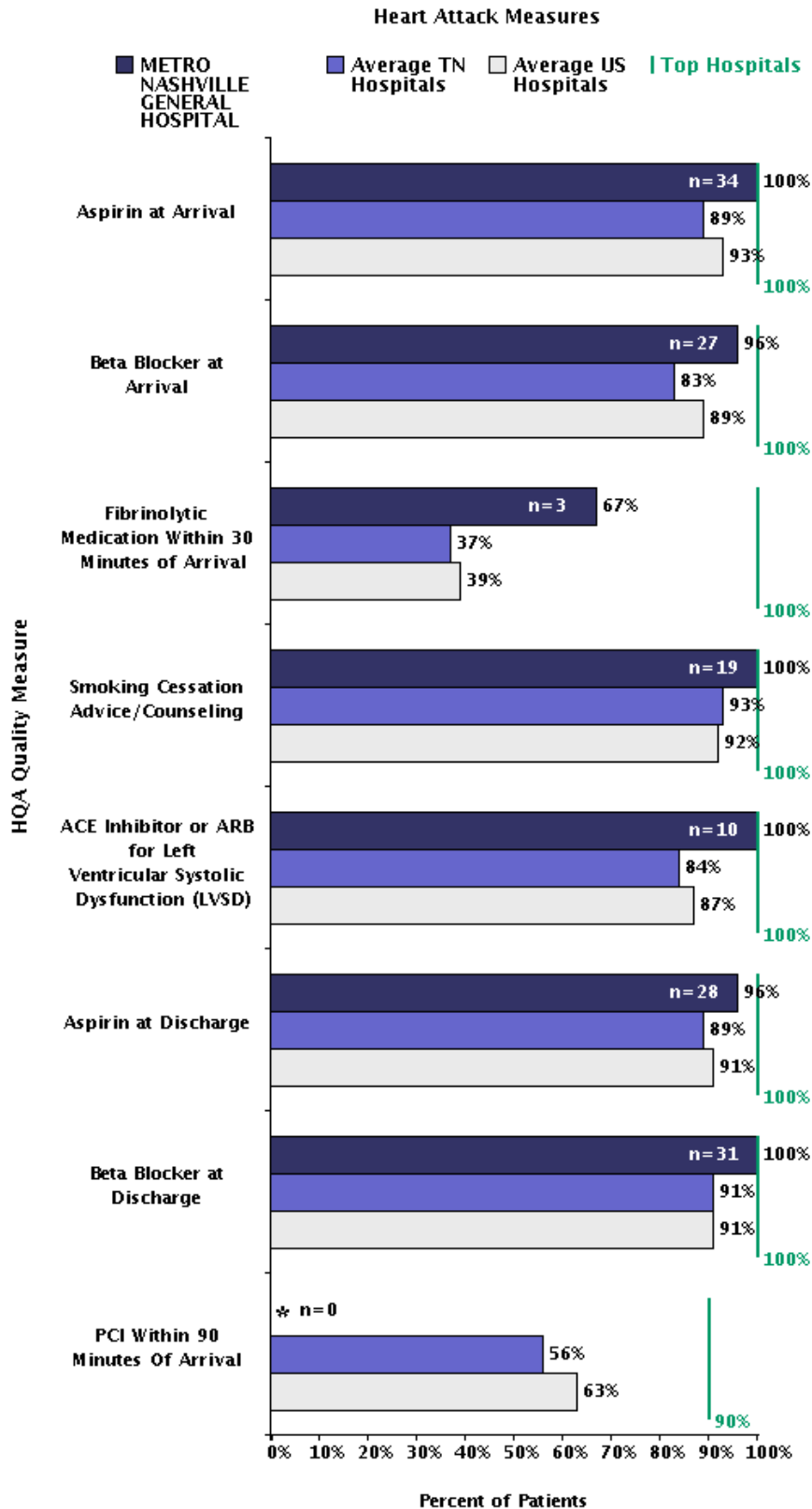
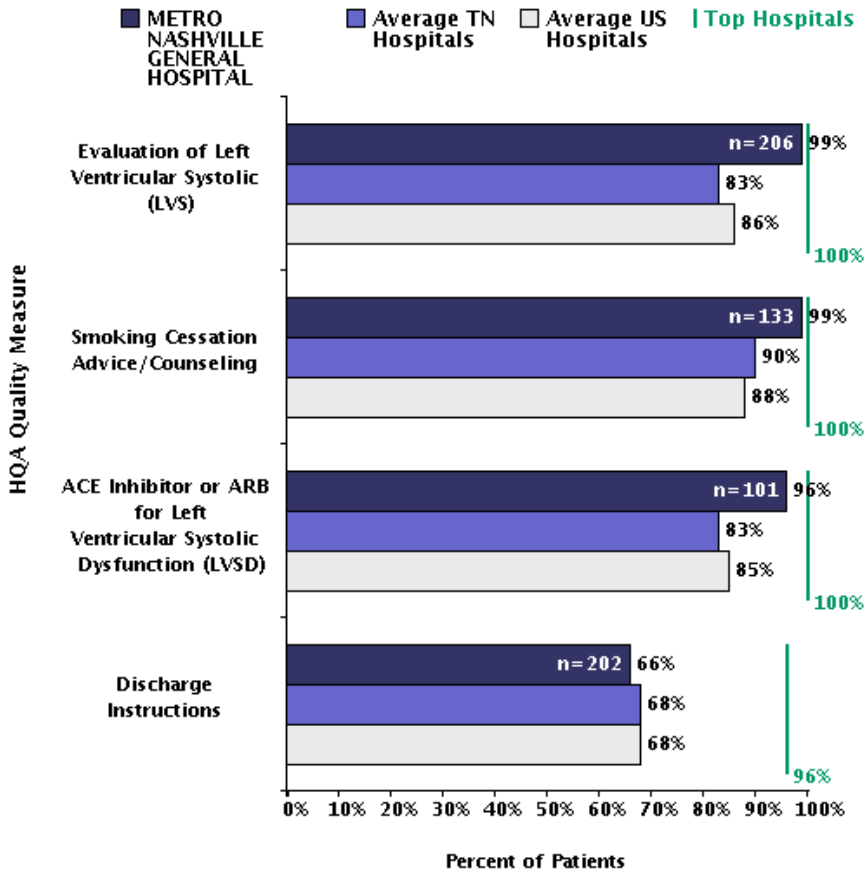


Hospital Performance on HQA Quality Measures
METRO NASHVILLE GENERAL HOSPITAL, NASHVILLE, TN
Current report for August 20, 2008



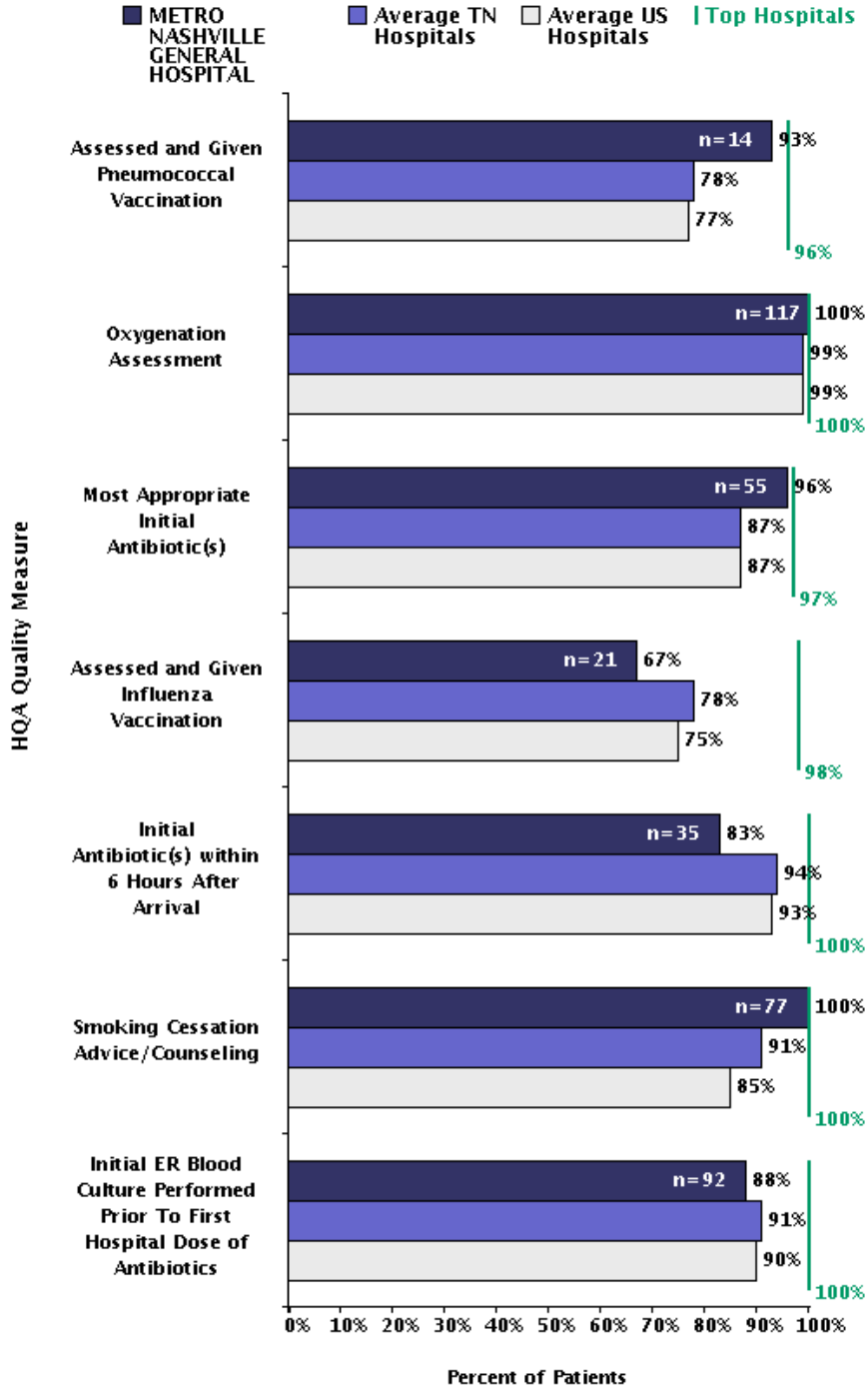
SOURCE: The Hospital Quality Alliance, www.hospitalcompare.hhs.gov. Data released on August 20, 2008. NOTES: The data collection period for this release is October 2006 through September 2007. Top hospitals represent the top 10% of hospitals nationwide. * N=0 This hospital may have treated patients in this condition, but no patients met the criteria for inclusion in the measure calculation. N = the number of cases that met the criteria for inclusion in the measure calculation. N < 25 is not considered statistically significant and is not necessarily a predictor of hospital performance.

Heart Failure Measures



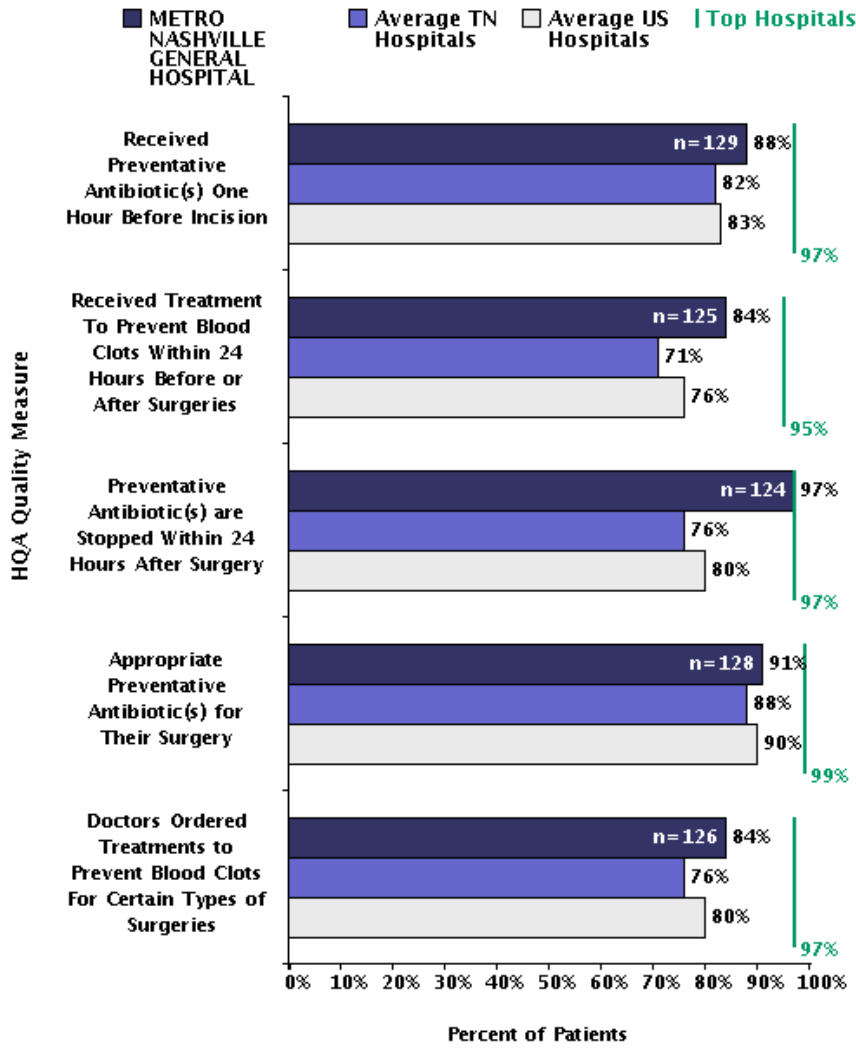
SOURCE: The Hospital Quality Alliance, www.hospitalcompare.hhs.gov. Data released on August 20, 2008. NOTES: The data collection period for this release is October 2006 through September 2007. Top hospitals represent the top 10% of hospitals nationwide. * N=0 This hospital may have treated patients in this condition, but no patients met the criteria for inclusion in the measure calculation. N = the number of cases that met the criteria for inclusion in the measure calculation. N < 25 is not considered statistically significant and is not necessarily a predictor of hospital performance.

Pneumonia Measures



SOURCE: The Hospital Quality Alliance, www.hospitalcompare.hhs.gov. Data released on August 20, 2008. NOTES: The data collection period for this release is October 2006 through September 2007. Top hospitals represent the top 10% of hospitals nationwide. * N=0 This hospital may have treated patients in this condition, but no patients met the criteria for inclusion in the measure calculation. N = the number of cases that met the criteria for inclusion in the measure calculation. N < 25 is not considered statistically significant and is not necessarily a predictor of hospital performance.

Surgical Infection Prevention Measures



SOURCE: The Hospital Quality Alliance, www.hospitalcompare.hhs.gov. Data released on August 20, 2008. NOTES: The data collection period for this release is October 2006 through September 2007. Top hospitals represent the top 10% of hospitals nationwide. * N=0 This hospital may have treated patients in this condition, but no patients met the criteria for inclusion in the measure calculation. N = the number of cases that met the criteria for inclusion in the measure calculation. N < 25 is not considered statistically significant and is not necessarily a predictor of hospital performance.